

# PRODUCT INFORMATION PACKET

Model No: 5K38RN30

Catalog No: K163

1 HP General Purpose Motor, 3 phase, 3600 RPM, 208-230/460 V, 56 Frame, TEFC  
Three Phase TEFC Motors



Regal and Marathon are trademarks of Regal Beloit Corporation or one of its affiliated companies.  
©2020 Regal Beloit Corporation, All Rights Reserved. MC017097E

**REGAL**

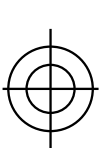
### Nameplate Specifications

Output HP	<b>1 Hp</b>	Output KW	<b>0.75 kW</b>
Frequency	<b>60 Hz</b>	Voltage	<b>208-230/460 V</b>
Current	<b>3.2-3.0,1.5 A</b>	Speed	<b>3450 rpm</b>
Service Factor	<b>1.25</b>	Phase	<b>3</b>
Efficiency	<b>78.5 %</b>	Power Factor	<b>0</b>
Duty	<b>Continuous</b>	Insulation Class	<b>B</b>
Design Code	<b>B</b>	KVA Code	<b>L</b>
Frame	<b>56</b>	Enclosure	<b>Totally Enclosed Fan Cooled</b>
Thermal Protection	<b>N/R</b>	Ambient Temperature	<b>40 °C</b>
Drive End Bearing Size	<b>6203</b>	Opp Drive End Bearing Size	<b>6203</b>
UL	<b>Recognized</b>	CSA	<b>Yes</b>
CE	<b>N</b>		

### Technical Specifications

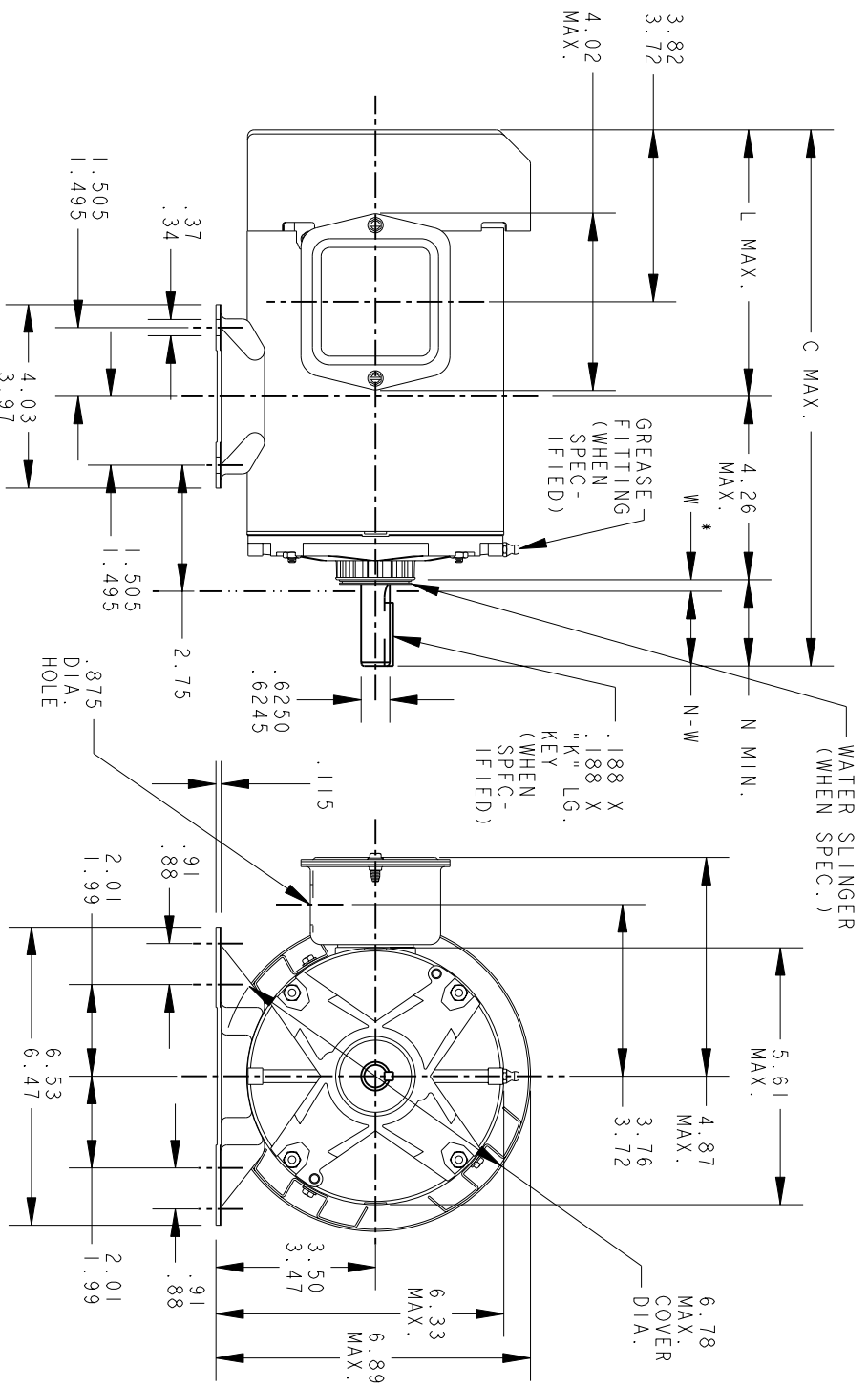
Electrical Type	<b>Three Phase</b>	Starting Method	<b>N/R</b>
Poles	<b>2</b>	Rotation	<b>Counterclockwise/Clockwise</b>
Mounting	<b>Rigid Base</b>	Motor Orientation	<b>ANY</b>
Drive End Bearing	<b>BALL</b>	Opp Drive End Bearing	<b>Ball</b>
Frame Material	<b>Rolled Steel</b>	Overall Length	<b>12.36 in</b>
Frame Length	<b>7.22 in</b>	Shaft Diameter	<b>0.630 in</b>
Shaft Extension	<b>1.88 in</b>		
Connection Drawing	<b>113A930FIG2</b>	Outline Drawing	<b>52A102069P6</b>

This is an uncontrolled document once printed or downloaded and is subject to change without notice. Date Created:03/11/2020



THIRD ANGLE PROJECTION

REVISIONS		REVISED	
REV.	DESCRIPTION	DATE	APPROVED
7	REVISED & REDRAWN	11/09/90	B. L. J
8	REVISED BASE SLOT LOCATION	03/07/91	B. L. J
9	CHG MADE AS PER ISO5-3080	12/06/05	GOVARDAN



\* IS A CLEARANCE DUE TO VARIATION IN PARTS AND ASSEMBLY

P	TYPE	GE SIZE	NEMA FR.	C	K	L	N	N-W	SHELL LGTH.	P	TYPE	GE SIZE	NEMA FR.	C	K	L	N	N-W	SHELL LGTH.
5	K KH	37	56	11.76	1.38	5.58	1.88	2.01/1.79											
4	K KH	36	56	11.36	1.38	5.18	1.88	2.01/1.79	9	K KH	39	56Z	10.05	1.38	3.87	1.88	2.01/1.79	4.91	
3	K KH	35	56	10.93	1.38	4.75	1.88	2.01/1.79	8	K KH	38	56Z	16.23	1.38	6.18	5.75	5.88/5.66		
2	K KH	33	56	10.55	1.38	4.37	1.88	2.01/1.79	7	K KH	39	56	12.89	1.38	6.71	1.88	2.01/1.79	7.75	
1	K KH	32	56	10.30	1.38	4.12	1.88	2.01/1.79	6	K KH	38	56	12.36	1.38	6.18	1.88	2.01/1.79		

SIGNATURES		DATE
MODEL	F. P. K	25/01/77
DETAIL		
CHECKED		
ENGRG		
FOR ADDITIONAL INFO REFER TO:	MFG	
APPLIED PRACTICES	QUALITY	
DIMENSIONS ARE IN INCHES	ISSUED	B. L. J 03/07/91
MATERIAL	SOLID MODEL:	52A102069



REGAL-BELOTT CORPORATION

OUTLINE

GENERAL PURPOSE MOTOR - FORM N - TOTALLY ENCLOSED  
OUTBOARD FAN - WELDED BASE - BALL OR SLEEVE BEARING

SCALE: 1.000	REF. No.:	SHEET 1 of 1
SIZE DRAWING	A	REV 9

REVISIONS

REV.	DESCRIPTION	DATE	APPROVED
1	CHG TO RBC FORMAT PER IS05-1777	06/15/06	MADHU
2	RENAMED 113A930_FIG-2 TO 113A930FIG2 PER IS07-0972	05/08/07	MADHU

This document is the property of REGAL-BELOIT CORPORATION ("RBC") including its subsidiaries and divisions and contains proprietary information of RBC. This document is loaned on the express condition that neither the recipient nor any other person shall be permitted to disclose or disseminate the information contained herein and that the recipient shall return this document to RBC upon its request. This document shall be restricted to RBC upon its request. This document may be subject to certain restrictions under U.S. export control laws and regulations.

THIRD ANGLE PROJECTION

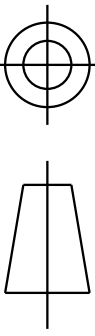
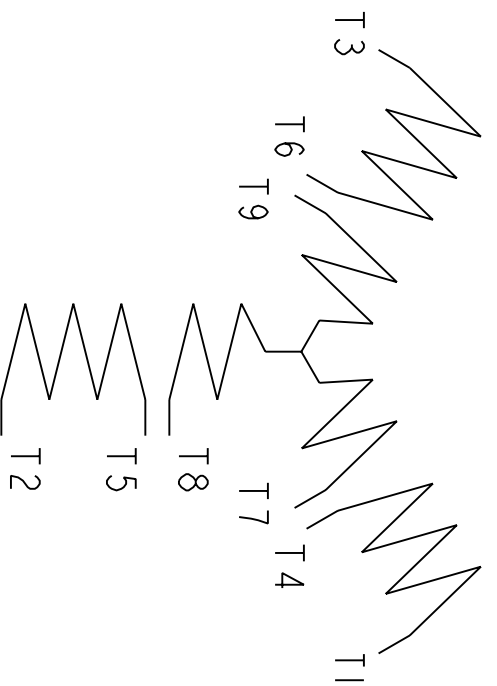


FIG. 2

3 PHASE



	VOLTS	L1	L2	L3	TOGETHER
2Y	LOW	1-7	2-8	3-9	4-5-6
1Y	HIGH	1	2	3	4-7, 5-8, 6-9

BRAKE MOTORS : CONNECT BRAKE LEADS B1 & B2 TO MOTOR LEADS T7 & T8.

FOR ADDITIONAL INFO REFER TO:	SIGNATURES	DATE
APPLIED PRACTICES	M.D. PAPE	02/25/03
DIMENSIONS ARE IN INCHES	DETAIL	.
TOLERANCE ON:	CHECKED	.
1 PL DECIMALS ± 0.1	ENGRG	.
2 PL DECIMALS ± 0.02	MFG	.
3 PL DECIMALS ± 0.005	QUALITY	.
ANGLES ± 1.0	ISSUED	M.D. PAPE
FRACTIONS ±	FINISH	02/25/03
MATERIAL	SOLID MODEL: 113A930FIG2	



REGAL-BELOIT CORPORATION

TITLE CONNECTION DIAGRAM

SIZE	DRAWING	SCALE: 1.000	REF. No:	SHEET 1 of 1
A				
113A930FIG2				REV 2